

Vegetable Varieties Matching Game

Overview Challenge participants to match a vegetable variety image to its name. Emphasis is on reasoning and whimsy, rather than correct matching.

Standards (NYS): Science: 4.1, 4.2, ELA: 4

Objectives An ice-breaker to introduce fun, interesting and surprising vegetable varieties.

Time 15 minutes
(5 min prep)

Materials

- Variety images
- Variety names
- Answer key
- Scissors




Instructions




1. Cut out variety images and variety names in advance.
2. Set variety names around on each seat, before youth arrive.
3. As participants arrive, hand a variety image to each. Ask them to sit in the seat with the variety name they think corresponds to their image.
4. Conversation might emerge naturally as they share and compare what they have and try to find their correct match. Suggest talking with each other if they are having trouble!
5. Once everyone has matched up with a name, ask each person in the group to share what they have. Encourage sleuth work and more sharing if someone does not think they have the correct match. The leader can tell each participant whether they are correct or incorrect, but leave it up to the participants to re-match their images.
6. Ask participants what they learned. What was surprising? Did they learn anything new? How did they figure out their match?

Taking it Further Take it a step further by providing seed catalogs for participants to cut images and names from. Gather these and repeat the activity with the newly selected varieties.

Vegetable Varieties Matching Game Photos



Vegetable Varieties Matching Game Photos



Vegetable Varieties Matching Game Names

✂ Cut out these variety names for the Vvi Matching Game

Red Meat

Red Giant

Yellow Oxheart

Rat-Tail

Black Pearl

Sunshine

Black Pearl

Bonbon

Black Pearl

Carmen

“P”

Bright Lights














Mr. Big

Baby Bear

Vvi:

Vegetable
varieties
investigation

Vegetable Varieties Matching Game Answer Key

			
Black Pearl Crop: Tomato Photo courtesy Burpee Seeds	Black Pearl Crop: Bean Photo Courtesy Territorial Seeds	Black Pearl Crop: Ornamental Pepper Photo courtesy All American Selection	Red Giant Crop: Mustard Photo Courtesy of Southern Exposure Seed Exchange
			
Red meat Crop: Radish Photo courtesy Johnny's Selected Seeds	Yellow Oxheart Crop: Tomato Photo Courtesy of Southern Exposure Seed Exchange	Baby Bear Crop: Pumpkin Photo courtesy CSU College of Agriculture Sciences	Sunshine Crop: Pumpkin Photo courtesy All American Selection
			
Bright Lights Crop: Swiss Chard Photo courtesy All American Selection	Rat-Tail Crop: Radish Photo Courtesy Kitchen Garden International	Mr. Big Crop: Pea Photo courtesy All American Selection	Bon Bon Crop: Squash Photo courtesy All American Selection
			
			Carmen Crop: Pepper Photo courtesy All American Selection

Shhh, don't tell. This is a trick question!



"P" variety is not actually 'P' at all, but rather is a French Breakfast type radish variety called Fire 'n Ice. This radish grew into a P shape because the radish root bumped into an obstacle in the soil such as a rock, and continued to grow around it.

Photo provided



Here is an image of a normal bunch of Fire 'n Ice radishes.

Photo courtesy Burpee Seeds

What's in a name?

Baby Bear

Baby Bear is a unique size and shape, and is often called "the perfect mini pumpkin" by growers. Deep orange, 1 1/2-2 1/2-lb. fruits are about half the size of a normal pie pumpkin. With slender, sturdy, easy-to-grip handles, they are very appealing to children. The **semi-hulless** seeds are good for roasted snacks. High yield. 1993 All-America Selections winner.

Black Pearl (bush bean)

This is a black-seeded edamame soybean. The plants grow to 2 1/2– to 3-foot tall and bear 1/4-inch, black, pearl-sized seeds. **Days To Maturity:** 85-85

Black Pearl (cherry tomato)

This is an early season cherry tomato on **indeterminate** vines bear 1 1/2-inch, purplish-black fruit, though in this picture they look more reddish. **Days To Maturity:** 65-65

Black Pearl (pepper)

Ornamental hot pepper, Nearly black-leaved, 14- to 18-inch-tall by 12- to 16-inch wide plants bear rounded, 3/4-inch fruit that matures from black to deep red. 2006 All-America Selection.

Bon Bon

Bonbon has the classic appearance of the perfect buttercup squash: deep green, smooth skin, and a prominent grey "button" at the base. 2005 All-America Selections winner. Why do you think this is named bon bon? What is a bon bon?

Bright Lights

Multicolor chard -

Stems of many colors including gold, pink, orange, purple, red, and white ... with bright and pastel variations. The taste is milder than ordinary chard. 1998 All-America Selections winner.

Carmen

'Carmen' is a sweet pepper with an unusual shape. Most gardeners think of a bell shape when "sweet" peppers are mentioned. 'Carmen' is an Italian bull's horn type which refers to its elongated shape, about 6 inches long. Carmen has a lovely sweet taste for salads and roasting, especially when partially or fully red-ripe. 2006 All-America Selections winner.

Mr. Big

You probably wouldn't guess that a garden shelling pea would be named Mr. Big! But if you saw this plant in real life, you would see where it got its name. Mr. Big is a very small vine (only about 16 inches), but they load up with huge pods. Easy to pick and shell! 2000 All American Selection winner.

'p'

This is actually 'Fire 'n Ice', a French breakfast type of radish. Can anyone guess why it's shaped like a 'p'? The **meristem**, or growing tip of the root grows down. This one hit an obstacle, such as a rock, and continued growing around it! Usually gardeners prepare their soil for root crops by digging a deep bed and removing such obstructions. If you are lucky enough to have a garden, consider growing an experimental bed of carrots and radishes with some obstacles carefully placed, and see what comes!

Rat-Tail

This is an unusual radish!! Usually we eat the root of radishes, but with Rattail, the edible part is the seed pod pictured here. Rattail radish plant get really big - 4- to 5-foot tall, with 3- to 6-inch, green, mildly pungent pods. Pick pods when they are the diameter of a pencil and eat like green beans!

Red Giant



Red Giant is a Japanese **heirloom** mustard green. The image you saw is of young red giant plants. Red Giant becomes much redder and much larger with maturity (as shown here; a single plant can grow up to 6 pounds!

Photo courtesy Mississippi State University

Red Meat

This 2-4" round radish is very sweet and tasty and becoming very popular in the U.S. This excellent Chinese radish is also known as Beauty Heart and Watermelon Radish because of its dark pink flesh.

Sunshine

Stunning, scarlet fruit.

Beautifully tender flesh is smooth, sweet, and bright orange for baking, mashing, and pies.

2004 All American Selection Winner.

Yellow Oxheart

If you've ever seen a real ox heart, you know where this

tomato gets its name! This is a standard heirloom tomato, on **indeterminate** vines that bear small-cored, bright yellow, oxheart-shaped fruit. One Yellow Oxheart tomato can weigh up to 1 pound!



Leonardo da Vinci's Drawing of the Ox Heart